

PEPQ-PC

PsychEval Personality Questionnaire Interpretation

For Professional Counselors

Name: Mary Smith
ID: 45543211
Date: January 31, 2007
NetAssess UID: abcde32112

This confidential report is designed for use by appropriately qualified individuals. The presentation of information is compact and the language of the report is technical. The report is not intended to be used directly for client feedback, but only for professional review.

This report is based on responses to the PsychEval Personality Questionnaire, which consists of both normal personality scales and pathology-oriented scales. The report's narrative interprets the normal personality scales in light of issues relevant for counselors and clinicians. However, normal personality scales should not be used to diagnose psychopathology.

Furthermore, in keeping with best practice, the pathology-oriented sections of this report should not be used as the sole basis for diagnosing psychopathology or making therapeutic recommendations. This report is intended to be used in conjunction with professional judgment; it is not designed to be shared with the test taker. The statements it contains should be viewed as hypotheses to be validated against other sources of data. All information in this report should be treated confidentially and responsibly.



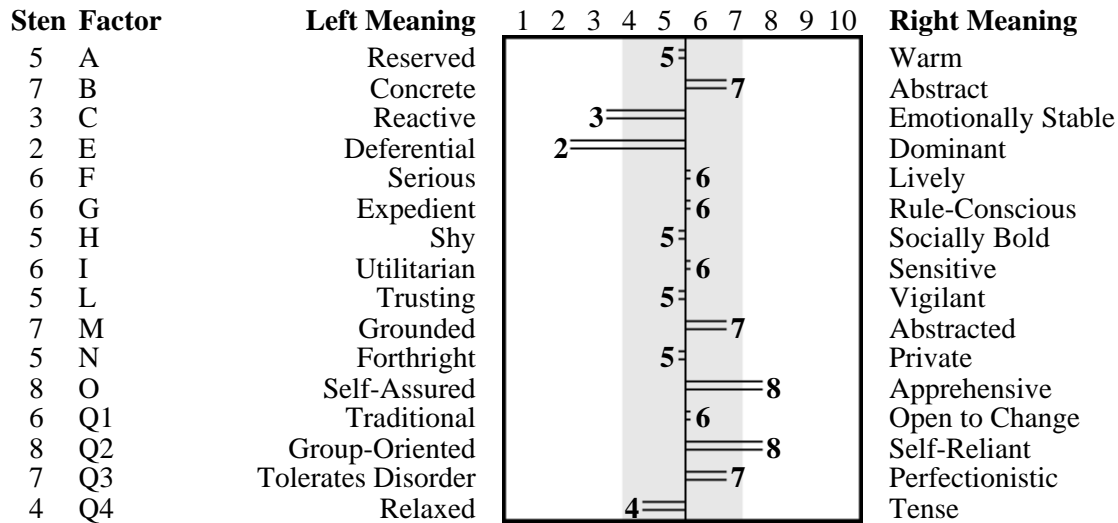
This IPAT, Inc. report is tailored to the specifications of the National Board for Certified Counselors.

Copyright © 2002 by the Institute for Personality and Ability Testing, Inc. (IPAT), P.O. Box 1188, Champaign, IL 61824-1188. 16PF is a registered trademark of IPAT. All rights reserved.

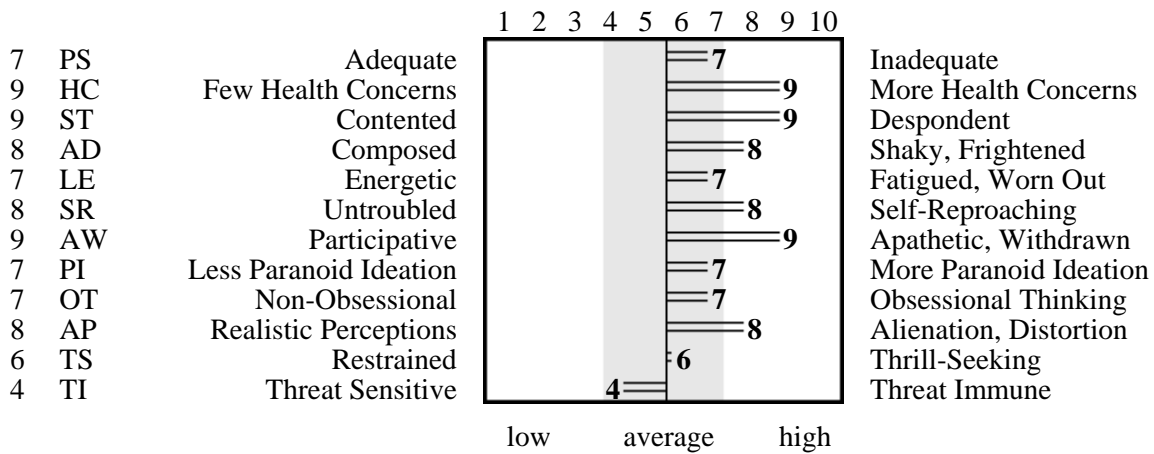
PROFILE SUMMARY

Response Style Indices **Raw Score** **Percentiles**
 Impression Management 12 50% within expected range

Normal Personality Scales



Pathology-Oriented Scales



Composite Scales and Indices

| | | | |
|-----------------------------|--------------------|---|-------------------|
| Global Factors | Sten Scores | Pathology-Oriented Indices | Elevations |
| Extraversion..... | 4.8 (average) | QuickEval..... | 0 of 1 |
| Anxiety..... | 6.7 (high-average) | Depressive Characteristics..... | 5 of 6* |
| Tough-Mindedness..... | 4.7 (average) | Distorted Thought Patterns..... | 1 of 3 |
| Independence..... | 3.3 (somewhat low) | Risk-Taking..... | 0 of 2 |
| Self-Control..... | 5.7 (average) | | |

* Meets or exceeds the 90th percentile.

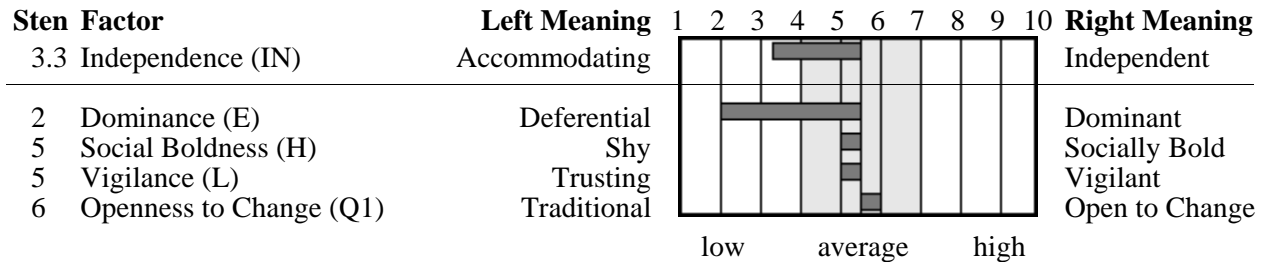
NORMAL PERSONALITY INTERPRETATION

Response Style Indices

Ms. Smith's score on the Impression Management scale is within the average range. Thus, her responses don't appear to either greatly exaggerate or deny socially desirable attributes. The Infrequency Index was within expected limits, suggesting that Ms. Smith read and understood the items. All response style indices are within the normal range.

For each profile below, several of the 16 primary scales combine to determine each global factor score. Sometimes a low score on a primary scale contributes to an elevated score on a global factor, and vice versa. Occasionally, a person's primary scale score does not fall in the expected direction based on the overall global factor score. These unusual factor combinations or conflicting scores can be revealing; it may be useful to explore the ways in which the test-taker's behavior reflects such combinations. The interpretive statements that follow are based on the overall global factor score. When extreme scores on the primary factors exist, these scores are identified by bulleted interpretive statements under the global interpretations.

Independence

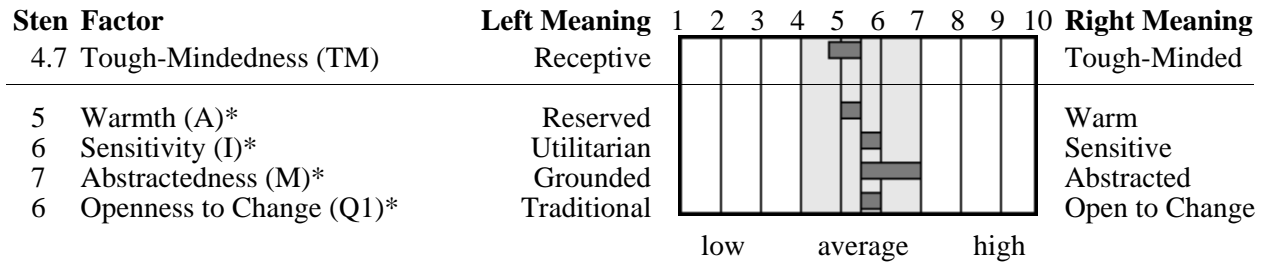


Independence is low. Ms. Smith tends to be accommodating and agreeable. She usually adapts to given circumstances and conforms to others' expectations. She may find it difficult to exert control, especially around people who are persuasive or forceful.

- In interpersonal relationships, she tends to cooperate and defer to others rather than exert her own opinions or needs.

* Denotes primary factors that contribute in a reverse direction to a global scale.

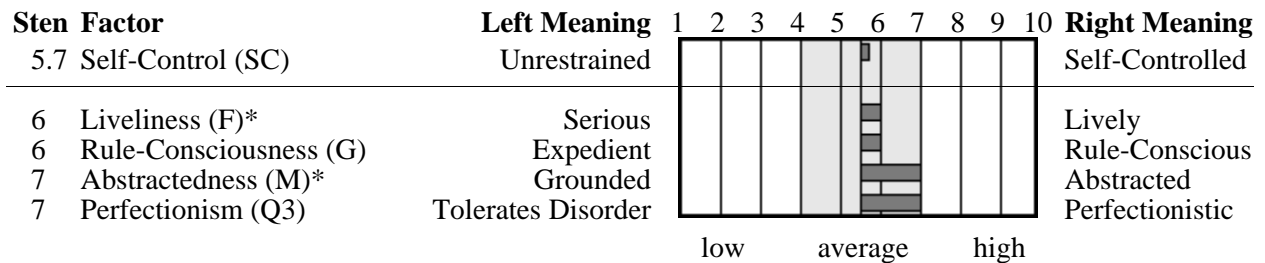
Tough-Mindedness



Tough-Mindedness is average. Generally, Ms. Smith tends to balance toughness with sympathy, resoluteness with receptivity. She may at times adhere to her current way of thinking, while at other times she may be open to new approaches and experiences.

- She often gets absorbed in ideas and thought.

Self-Control



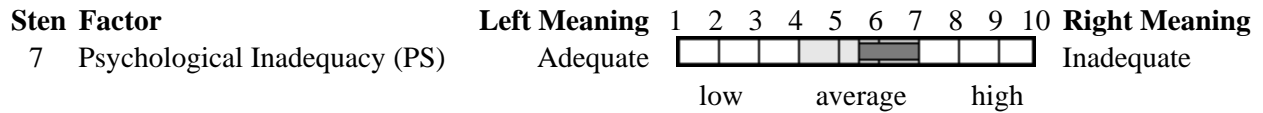
Self-Control is average. At times, Ms. Smith may show the self-discipline and conscientiousness needed to meet her responsibilities. At other times, she may be less restrained, following her own wishes.

- Because this individual tends to be preoccupied with ideas, she may disregard the practical aspects of a situation.
- This individual may prefer to operate in an organized, structured environment, though she may show the flexibility to function in settings offering less predictability.

* Denotes primary factors that contribute in a reverse direction to a global scale.

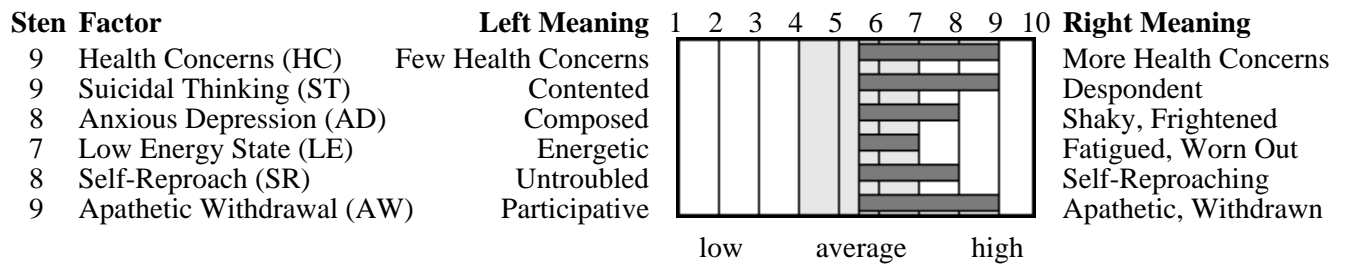
PATHOLOGY-ORIENTED INDICES INTERPRETATION

QuickEval Index



QuickEval Index: Ms. Smith scored in the average range on the Psychological Inadequacy scale.

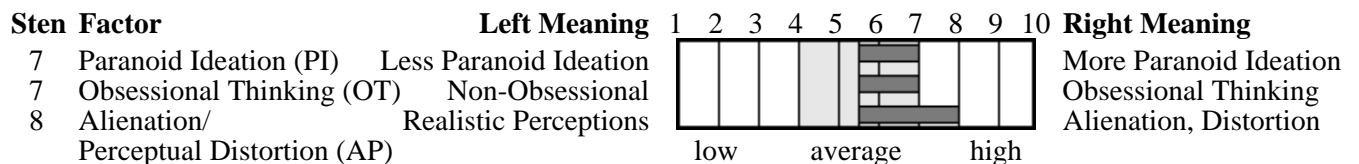
Depressive Characteristics Index



Depressive Characteristics Index: Ms. Smith obtained 5 of 6 elevated scores on this index. This number of elevated scores occurs only in the upper 10% of the normative population, suggesting that it may be important to evaluate the extent to which significant depressive features are present for Ms. Smith.

- She reports a number of nonspecific somatic complaints. This may reflect a preoccupation with bodily dysfunctions, or the presence of some health issues.
- Ms. Smith reports strong feelings that her life is empty and meaningless. She may have few hopes for the future and she may harbor thoughts of self-destruction.
- Ms. Smith reports feeling anxious and frightened. She may have disturbing dreams and may also experience considerable difficulty coping with sudden demands.
- Ms. Smith is very self-critical. She tends to blame herself for everything that goes wrong. She experiences guilt feelings; this guilt may well be coupled with feelings of resentment and hostility.
- Ms. Smith reports feeling alienated and withdrawn from others and may be avoiding interpersonal contact currently. Her tendency to withdraw may be accompanied by a general feeling that relationships are too pointless to care about at all.

Distorted Thought Patterns Index



Distorted Thought Patterns Index: Although Ms. Smith did not have enough elevated scores on the scales related to this index to trigger an overall index warning, she did obtain one or more elevated scores, as described below.

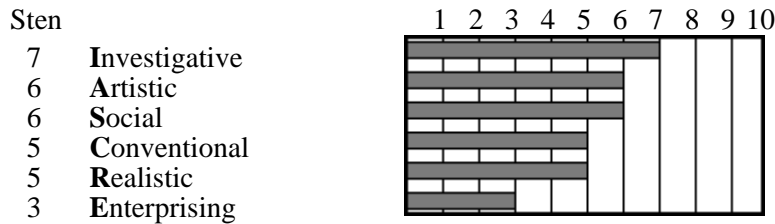
- Ms. Smith's responses indicate the possibility for some degree of disorientation. She may also experience sudden urges to act in ways that others might consider inappropriate or bizarre.

OCCUPATIONAL INTERESTS

Different occupational interests have been found to be associated with personality qualities. The following section compares Ms. Smith's personality to these known associations. The information below indicates the degree of similarity between Ms. Smith's personality characteristics and each of the six Holland Occupational Types.* Those occupational areas for which Ms. Smith's personality profile shows the highest degree of similarity are described in greater detail. Descriptions are based on item content of the Self-Directed Search as well as the personality predictions of the Holland types as measured by the 16PF.

Remember that this information is intended to expand Ms. Smith's range of career options rather than to narrow it. All comparisons should be considered with respect to other relevant information about Ms. Smith, particularly her interests, abilities, and other personal resources.

Holland Themes



Investigative = 7

Ms. Smith shows personality characteristics similar to Investigative persons. Such persons typically have good reasoning ability and enjoy the challenge of solving problems. They tend to have critical minds, are curious, and are open to new ideas and solutions. Investigative persons tend to be reserved and somewhat impersonal; they may prefer working independently. They tend to be concerned with the function and purpose of materials rather than aesthetic principles. Ms. Smith may enjoy working with ideas and theories, especially in the scientific realm. It may be worthwhile to explore whether Ms. Smith enjoys doing research, reading technical articles, or solving challenging problems.

- Occupational Fields:
- Science
 - Math
 - Research
 - Medicine and Health
 - Computer Science

* Holland, J. L. (1985). *The Self-Directed Search: Professional Manual*. Odessa, FL: Psychological Assessment Resources, Inc.

Artistic = 6

Ms. Smith shows personality characteristics similar to Artistic persons, who are self-expressive, typically through a particular mode, such as art, music, design, writing, acting, composing, etc. Like Artistic persons, Ms. Smith may be venturesome and open to different views and experiences. Sometimes she may be preoccupied with thoughts and ideas, which may relate to the overall creative process. She may do her best work in an unstructured, flexible environment. It may be worthwhile to explore whether Ms. Smith appreciates aesthetics and possesses artistic, design, or musical talents.

Occupational Fields: Art
Music
Design
Theater
Writing

Social = 6

Ms. Smith shows personality characteristics similar to Social persons, who indicate a preference for associating with other people. Such interactions are distinguished by a nurturing, sympathetic quality. Ms. Smith may find it very easy to relate to all kinds of people. In addition to being warm and friendly, Social persons are typically receptive to different views and opinions. They feel most comfortable in positions that allow regular social interaction. It might be worthwhile to explore whether Ms. Smith enjoys working with others and having them seek her out for advice or comfort.

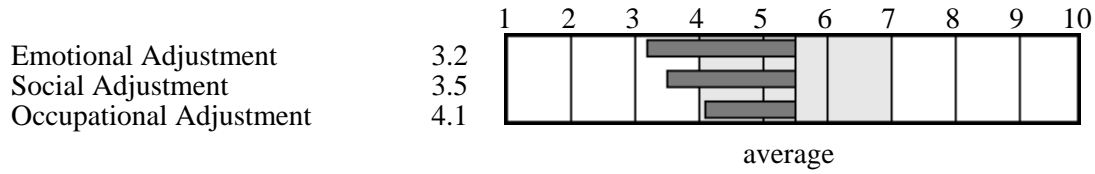
Occupational Fields: Teaching
Counseling
Psychology
Social Work
Health Services

Degree of compatibility between top two themes:

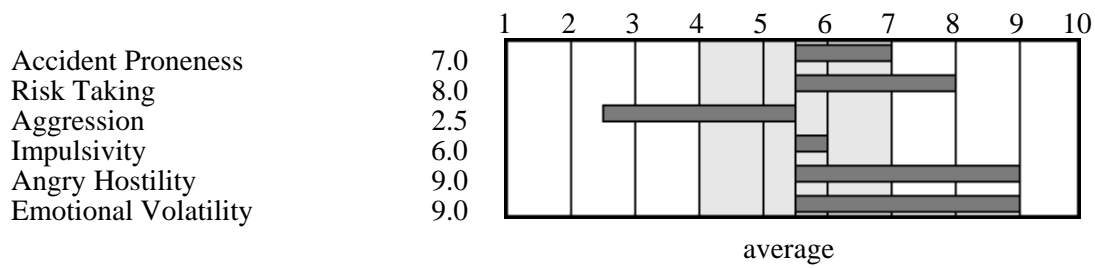
The first two themes are highly compatible, and jobs that involve both areas should be common.

Counseling Supplemental Scores

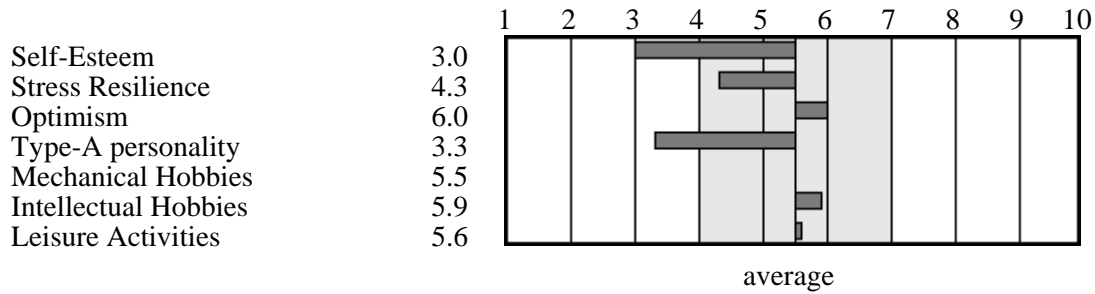
General Adjustment



Safety and Security



Health and Leisure



ITEM SUMMARY

Item responses have not been provided.

| | | | | | | | | | | | | | | | | | | | |
|------------|----|----|----|----|---|----|----|---|----|---|----|----|----|----|----|----|----|----|----|
| Factor | A | B | C | E | F | G | H | I | L | M | N | O | Q1 | Q2 | Q3 | Q4 | IM | IN | AC |
| Raw Scores | 15 | 13 | 10 | 13 | 5 | 15 | 19 | 6 | 13 | 4 | 19 | 15 | 19 | 19 | 6 | 19 | 12 | -- | -- |

This report was processed using PEPQ, Part I combined-sex norms. RGV: 5.4 (8000000)

ITEM SUMMARY

Item responses have not been provided.

| | | | | | | | | | | | | |
|------------|----|----|----|----|----|----|----|----|----|----|----|----|
| Factor | PS | HC | ST | AD | LE | SR | AW | PI | OT | AP | TS | TI |
| Raw Scores | 2 | 7 | 5 | 3 | 13 | 3 | 10 | 2 | 5 | 3 | 17 | 9 |

This report was processed using PEPQ, Part II combined-sex norms. RGV: 5.4 (8000000)